




Data sheets:	NetCube Industrie NI200-3	NetCube Web-Input-3	NetCube Web-IO-3
Click pictures to enlarge			
Processor	X86-300 MHz		
Flash	32MB up to 4 GB Disk-On-Module		
RAM	128 MB DDR SDRAM		
24 V DC Digital Inputs opto-coupled		16	8
24 V DC Digital Outputs opto-coupled			8
Serial ports	COM1: RS232; COM2: RS232/RS485 (selectable)		
Ethernet	10/100 BaseT		
LED	"Power", "LAN" Link, + active		
Power supply opto-coupled	+ 24VDC @ 208 mA		
Connectors	1x 9P D-SUB RS 232 1x 9P D-SUB RS 232/485; 1x RJ-45 100Base-T; 1x 2P Terminal Bloc for Power Supply 24 V DC	1x 9P D-SUB RS 232; 1x 9P D-SUB RS 232/485; 1x RJ-45 100Base-T; 1x 2P Terminal Bloc for Power Supply; 1x 16P Terminal Bloc for Digital Inputs	1x 9P D-SUB RS 232; 1x 9P D-SUB RS 232/485; 1x RJ-45 100Base-T; 1x 2P Terminal Bloc for Power Supply; 1x 8P Terminal Bloc for Digital Inputs; 1x 8P Terminal Bloc for Digital Outputs
Dimensions (WxHxD) [mm]	55 x 125 x 108	70 x 125 x 108	58 x 125 x 110
Dimensions (WxHxD) [inches]	2.17 x 4.92 x 4.25	2.76 x 4.92 x 4.25	2.28 x 4.92 x 4.33
Operating system	EIPM Linux 2.6.x		
Sigma "Zero-code" program generator	Yes		
Telnet Server	√		
FTP Server	√		
FTP Client	√		
DHCP Client	√		
HTTP Server	√		
PPP Server	√		
COM Server	√		
VirCom" Virtual COM-Port Driver for MS-Windows®	Yes		
For more details see data sheets			